

Domestically produced collagen similar to baby collagen

Shark Fin Atelocollagen

(soluble collagen, succinoyl atelocollagen, and myristoyl succinoyl atelocollagen)

Three approaches that aid recovery from chapping

Basic type

Soluble collagen

Maintains the innate structure of skin
Tones the skin

SS type

Succinoyl atelocollagen

Protects the skin
Soft and springy skin

MS type

Myristoyl succinoyl atelocollagen

Long-term effect through amphipathicity
Softens the skin



Domestically produced collagen similar to baby collagen

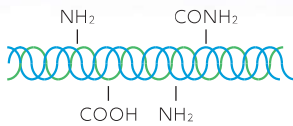
Shark Fin Atelocollagen

Atelocollagen is a hydrophilic protein with a high moisture-retaining property. Shark-fin-derived atelocollagen is natural marine atelocollagen that contains rare homotrimer collagen (elastoidin). We offer three types of atelocollagen for different uses in cosmetic products. Choose the appropriate one according to its type.



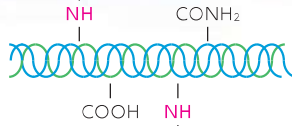
Atelocollagen has the original triple helix structure of collagen while the telopeptides, which are responsible for allergic reactions, are removed.

Basic structure of atelocollagen



The collagen features increased solubility by bonding moisturizing ingredients. It protects the skin from irritants such as surfactants.

Water-retaining ingredient

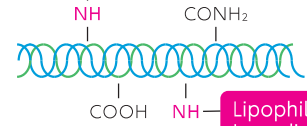


Water-retaining ingredient
-CO-CH₂-CH₂-COOH Succinoyl group



The novel collagen is produced by combining lipophilic ingredients and moisturizing ingredients with collagen using our unique technology. Recommended for cleansing items because it maintains a moisturizing effect even after being washed away.

Water-retaining ingredient



Lipophilic ingredient
-CO-(CH₂)₁₂-CH₃
Myristoyl group

Contains the rare ingredient elastoidin

Elastoidin is a type of rare collagen that can be only found in shark fins. It has a homotrimer structure with functions similar to Type III collagen. Shark fin atelocollagen contains collagen ingredients, about 50% of which is elastoidin.

General atelocollagen

Contains a single type of collagen

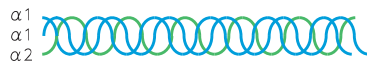
Type I collagen



Shark Fin Atelocollagen

Contains two types of collagen

Type I collagen



Collagen similar to Type III collagen (Elastoidin)



about 50%

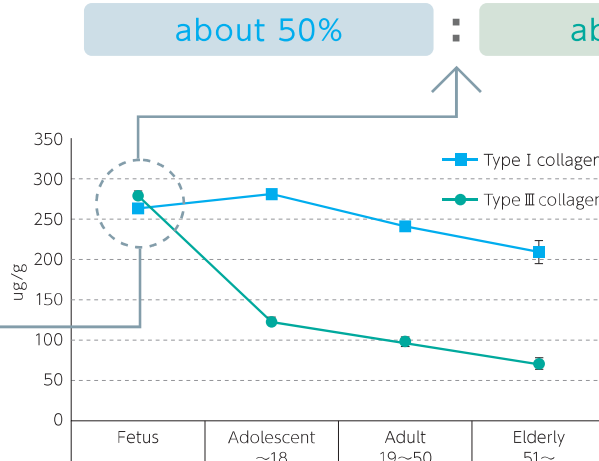
about 50%

Type III collagen

It is generally called baby collagen because it is generated in a large quantity during the fetal period. In a baby's skin,

Type I collagen and Type III collagen exist in a 50:50 ratio.

They form the base for finely textured, elastic skin.



Type I collagen



Comprises two kinds of protein (heterotrimer)

Type III collagen



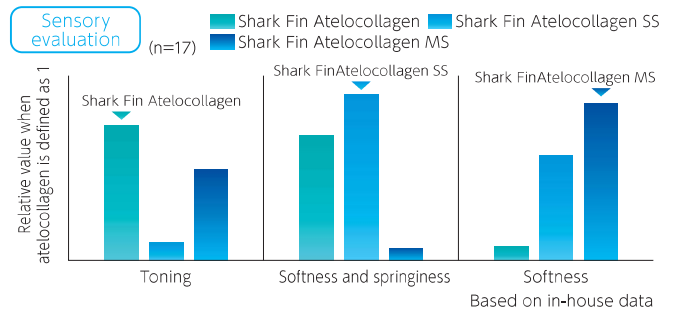
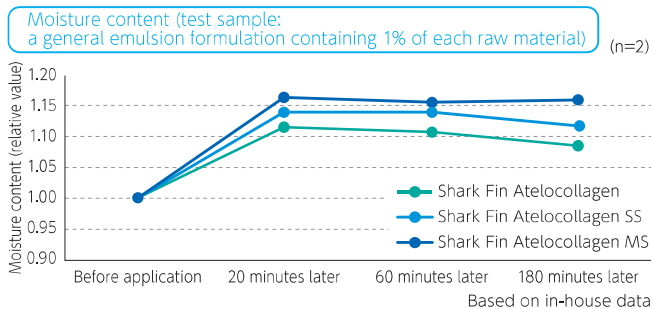
Comprises a single kind of protein (homotrimer)

Measured values cited from African Journal of Biotechnology Vol. 10(13), pp. 2524-2529, 28 March 2011

Moisturizing effects on the skin and results of sensory evaluation (human testing)

Each test article of shark fin atelocollagen showed moisturizing effects. In particular, Shark Fin Atelocollagen MS was found to continuously retain a higher amount of moisture in the horny layer (the long-term effect). Select Shark Fin Atelocollagen for toning, Shark Fin Atelocollagen SS for softness and springiness, or Shark Fin Atelocollagen MS for softness.

Testing methods: After washing the face with soap, 50 μL of each sample was applied to the entire face. Then, the moisture content in the horny layer was determined. Chronological relative changes were calculated while the moisture content in the horny layer before use was set to 1.

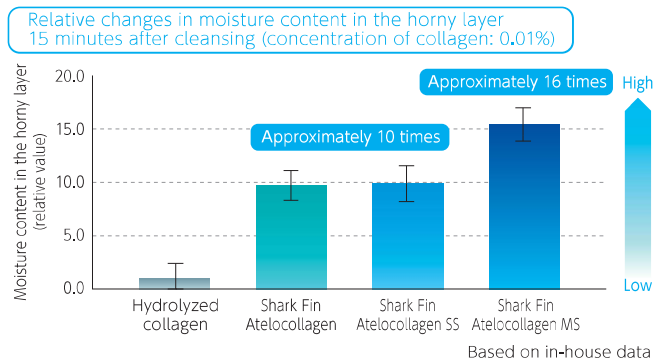


Adhesiveness to the skin and moisturizing effects (human testing)

Moisturizing effects after cleansing

Each shark fin atelocollagen presented moisturizing effects about 10 to 16 times higher than hydrolyzed collagen and suggested high adhesiveness to the skin. In particular, Shark Fin Atelocollagen MS is expected to maintain moisture longer because it is difficult to wash away completely.

Testing methods: Each sample was applied on the inner part of the forearm and washed away with water. Then, the forearm was wiped dry. After 15 minutes, moisture content in the horny layer was measured to check changes. Relative values were calculated while moisture content in the horny layer with hydrolyzed collagen was set to 1.

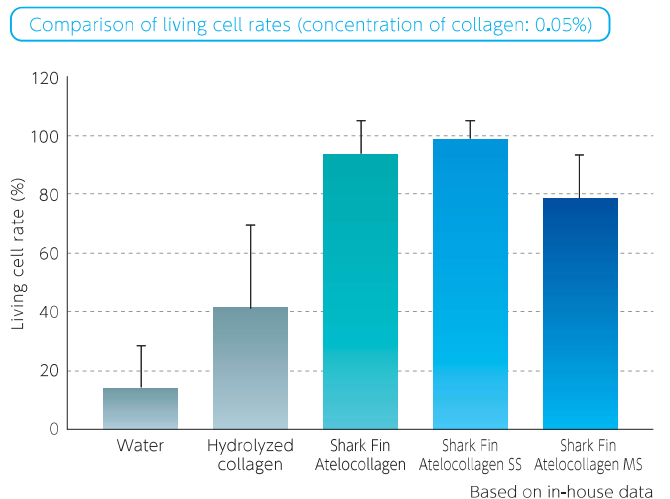


Skin protecting effects (cell testing)

The effect of alleviating stimuli on activators

All types of shark fin atelocollagen were shown to protect the skin from external stimuli.

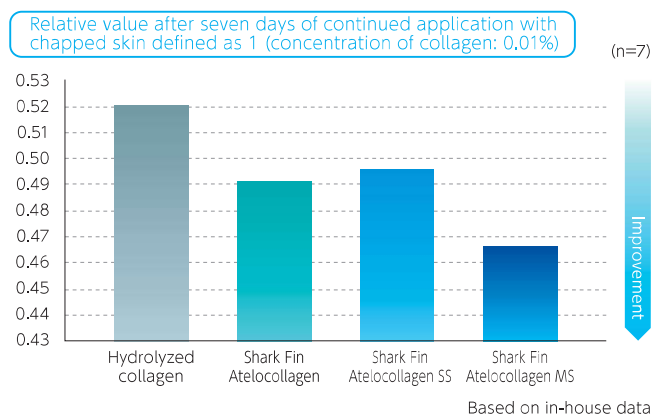
Testing methods: SDS, a stimulant, was applied on the artificial skin that was cultured after the application of each sample. The cultivation continued after cleansing. The living cell rate was determined using an MTT assay.




Skin barrier and skin recovering effects (human testing)

Each shark fin atelocollagen will suppress transepidermal water loss when applied to the skin. It is expected to improve the skin barrier function. The skin recovered more obviously from chapping after application of Shark Fin Atelocollagen MS.

Testing methods: The chapped skin was prepared, each sample was continuously applied at least once a day, then TEWL was measured on day 7.




Testing methods: The chapped skin was prepared and Shark Fin Atelocollagen MS was continuously applied at least once a day. Three days later, the skin was visually checked and compared on VISIOSCAN images.



Amphipathicity of Shark Fin Atelocollagen MS

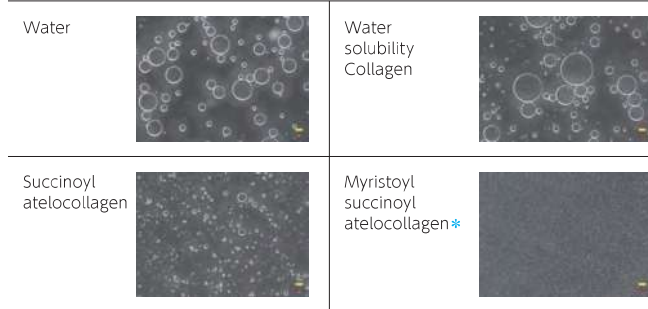
Ten grams of 0.1% collagen solution was added to 0.1 g of face wash foam. A vial was shaken 100 times and left to stand. In five minutes, the outer appearance was observed.



Based on in-house data

Microscopic observation Bar:50μm

A 0.8% collagen solution, PEG 400, and olive oil were mixed at a 1:1:1 ratio. Then, the mixture was stored for four days at 25°C.



The emulsion stability was only recognized with Shark Fin Atelocollagen MS.

*Oil droplets with a diameter of a few micromillimeters were only observed with Shark Fin Atelocollagen MS.

Based on in-house data

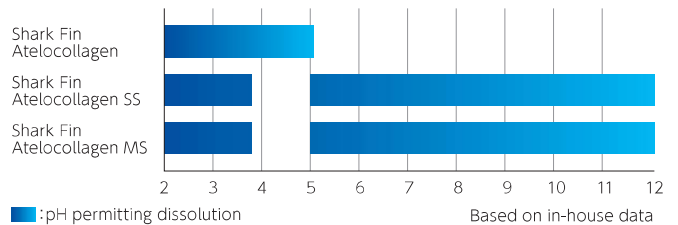
Compatibility of Shark Fin Atelocollagen MS

The compatibility was checked when 0.2% Shark Fin Atelocollagen MS and each cosmetic raw material were mixed at a 1:1 ratio and stored at room temperature.

| Raw material (final concentration) | Immediately after mixing | 1 mo. later |
|------------------------------------|--------------------------|-------------|
| 0.01% sodium hyaluronate | ○ | ○ |
| 10% glycerin | ○ | ○ |
| 0.1% sodium alginate | ○ | ○ |
| 0.1% xanthan gum | ○ | × |
| 5% ethanol | ○ | ○ |
| 30% butylene glycol | ○ | ○ |
| 5% pentylene glycol | ○ | ○ |
| 5% propanediol | ○ | ○ |

Based on in-house data

Relationship between pH and solubility



Based on in-house data

Recommended formulation ratio: 1% Safety evaluation Human Repeat Insult Patch Test (HRIPT): Negative

| Product number | Product name | INCI name / 中文名称 | Other ingredients | Package |
|----------------|--------------------------------------|--|---|---------|
| AFN-221 | Shark Fin Atelocollagen 1% PE | SOLUBLE COLLAGEN 可溶性胶原 | Citric acid, sodium citrate, phenoxyethanol, water | 1kg |
| AFS-121 | Shark Fin Atelocollagen SS 0.3% PE | SUCCINOYL ATELOCOLLAGEN 琥珀酰端胶原 | Disodium phosphate, potassium phosphate, phenoxyethanol, water | |
| AFS-221 | Shark Fin Atelocollagen SS 1% PE | | Disodium phosphate, potassium phosphate, phenoxyethanol, cellulose gum, water | |
| AFV-121 | Shark Fin Atelocollagen SS-V 0.3% PE | | | |
| AFM-521 | Shark Fin Atelocollagen MS 0.8% PE | MYRISTOYL SUCCINOYL ATELOCOLLAGEN 肉豆蔻酰琥珀酰/端胶原 | Disodium phosphate, potassium phosphate, phenoxyethanol, water | |

The Country of origin: Japan The place of Origin: Miyagi Pref.

Commitment to material procurement

Domestically produced raw materials

We use fins of blue sharks landed at Kesenuma, Miyagi. Traceability has been established for the raw material to ensure reassurance and safety.

Sustainable and Ethical Consumption

Kesenuma boasts the largest landings of sharks in Japan. In cooperation with local food product companies, we will support the creation of a recycling-based society and future-oriented production of cosmetics.

*The content in this document is prepared based on documents and experimental data available at the time of preparation. However, the content does not comprise a guarantee. *Please note in advance that the content description in the document is subject to change. All intellectual property belongs to KOKEN CO., LTD., such as copyrights and design rights for the given data and related documents. All rights reserved. For safe use of the materials, refer to the SDS of each of our products prior to use. For written and verbal expressions about products for general consumers, follow the related laws and regulations in each country.

Contact

KOKEN CO., LTD.

1-4-14 Koraku, Bunkyo-ku, Tokyo 112-0004, Japan

TEL +81-3-3868-0560 FAX +81-3-3816-3570

<https://koken-cosme.com/en/>

